











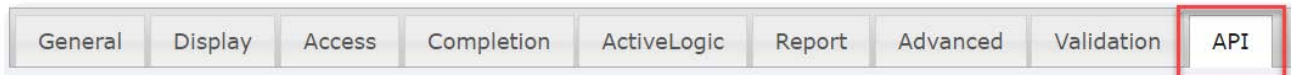
Workfront Project Integration with SelectSurvey.NET

The below integration describes setting up a survey to automatically create “workfront tasks” with each survey response into your Workfront Project. This allows you to “map” survey questions to workfront task fields, so that when each survey response is submitted, the data is mapped to the correct fields on

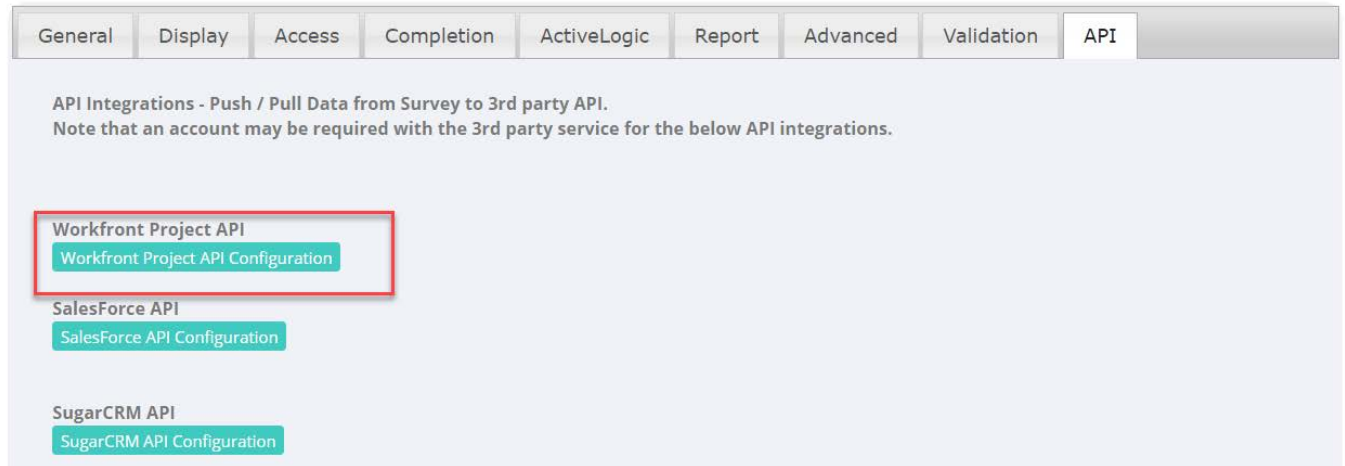
- 1) On the Survey List page, click “Survey Options” icon next to the survey that you want to push data to Workfront Project:

Date Created	Design	Options	Deploy	Analyze	Total	Comp/ Incomp.	Archive	Delete
05/15/2018					3	1 / 2		
05/05/2018					5	3 / 2		

- 2) Click the “API” tab on the Survey Options page.



- 3) Click the “Workfront Project API Configuration” link



API Integrations - Push / Pull Data from Survey to 3rd party API.
Note that an account may be required with the 3rd party service for the below API integrations.

- Workfront Project API
 - Workfront Project API Configuration
- SalesForce API
 - SalesForce API Configuration
- SugarCRM API
 - SugarCRM API Configuration

- 4) Click “Save” after selecting the Workfront Project API from the drop down box, entering a name for the mapping, and select whether it is enabled or disabled.

API Workfront Project Configuration

This page allows configuration of the Workfront Project API.

Below you can map survey data to push into Workfront Project that will create a new Workfront "Issue" when anyone clicks "Done", completing the survey.

API Token: --Select External Web Service/API (set up in admin tools)--

Add API Token Connection

API Survey Map: Name this API Map Configuration

Enabled? Save

Survey ID	API Action	API Action Key	API Map Name	Enabled YN	Web Service Token ID	EDIT

5) Click "Add" to select survey questions to map to workfront project issue custom fields:

SELECTSURVEY.NET V5.0 Admin Nobody

- Dashboard
- Workspace
- Surveys
- Survey Folders
- Polls
- Libraries
- Templates
- Email Lists
- Reports
- Users
- Admin Tools
- Account Usage
- Client Portal

API Workfront Project Configuration

This page allows configuration of the Workfront Project API.

Below you can map survey data to push into Workfront Project that will create a new Workfront "Issue" when anyone clicks "Done", completing the survey.

API Token: WorkFront Dev API 2

Add API Token Connection

API Survey Map: Name this API Map Configuration

Enabled? Save

Survey ID	API Action	API Action Key	API Map Name	Enabled YN	Web Service Token ID	EDIT
3222		4...	IT Project Initiation Form	Y	4	Edit

< >

Question Item to API Mapping

API Map ID	API Key Name	Survey Question Item ID	EDIT
18	name	51570	Edit
19	DE:Person Requesting	51676	Edit
20	DE:Person requesting e-mail address	51572	Edit
21	DE:Business Unit VP Approver	51677	Edit
22	DE:Business Unit VP Approver e-mail address	51574	Edit

API Map ID	API Key Name	Survey Question Item ID	EDIT
35	DE:Request Submitted Date	52789	Edit

< >

Add

6) Click "Save" on the pop up after selecting the question and entering the custom field into the text box

Edit API Item Map - Google Chrome

localhost:52272/APIEditItemMapPopup.aspx?MapID=18&SurveyID=3222

Edit API Item Map

Edit API Key Field to Survey Answer Mapping * = Required

Edit by selecting a question, to map to the API Key field.

Select Question to Push To Workfront Custom Field Selected Above:
Update API Mapping based on Question Answer OR Token

Select API Map Name:

Enter Workfront Custom Field to Map to:

Token:

OR

Question:

7) Test the mapping.

To Edit the mapping:

1) Click the "Edit" button to the right of the mapping and a pop up will display to edit that rows information.



- Dashboard
- Workspace
- Surveys
- Survey Folders
- ✓ Polls
- Libraries
- Templates
- Email Lists
- Reports
- Users
- Admin Tools
- Account Usage
- Client Portal

API Workfront Project Configuration

This page allows configuration of the Workfront Project API.

Below you can map survey data to push into Workfront Project that will create a new Workfront "Issue" when anyone clicks "Done", completing the survey.

API Token: WorkFront Dev API 2

Add API Token Connection

Name this API Map Configuration

Enabled? Save

API Configuration List

Survey ID	API Action	API Action Key	API Map Name	Enabled YN	Web Service Token ID	EDIT
3222		447h[redacted]m0	IT Project Initiation Form	Y	4	Edit

Question Item to API Mapping

API Map ID	API Key Name	Survey Question Item ID	EDIT
18	name	51570	Edit
19	DE:Person Requesting	51676	Edit
20	DE:Person requesting e-mail address	51572	Edit
21	DE:Business Unit VP Approver	51677	Edit
22	DE:Business Unit VP Approver e-mail address	51574	Edit

Edit API Configuration - Google Chrome

localhost:52272/APIEditConfigurationPopup.aspx?MapID=1&SurveyID=3222

Edit API Map Configuration

* = Required

Edit by selecting a question to map to the API Key field.

Select API Token:

Name of API Map Configuration:

Is This Integration Enabled:

Name of API Action:

Name of API Action Key: